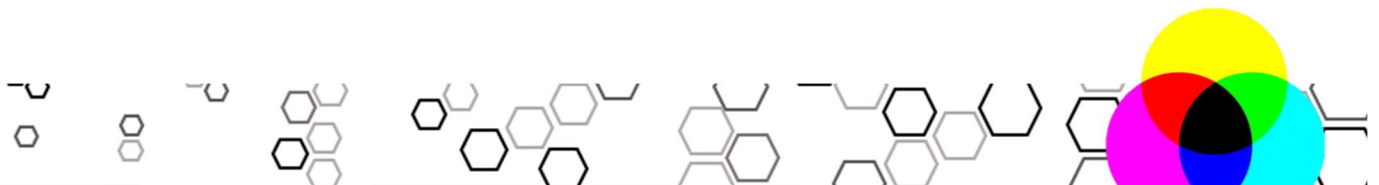



Ghostlight Wash





## FACT FILE;

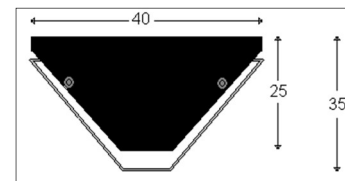
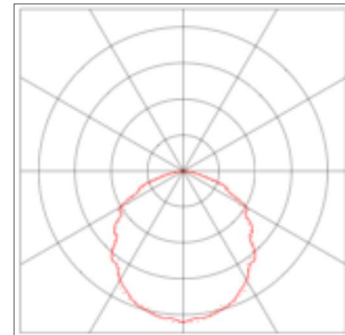
### LED Colour options

Standard LED options are:

1. Warm white 3000K 4000K or 5000K
2. Red, Green, Blue, Amber
3. RGBW - in one, for color mixing.

### Lens options

1. Standard lens is opal
2. Other options are:
3. Clear - for 25% more light, (but now the individual LEDs will be visible)
4. Or coloured lenses if you want to change light color without changing the LEDs - It is best to start with soft white 4000K as a base color



<b>Ghostlight wash</b>	
Body construction	Extruded aluminium LM 6 powder coated or anodised
Lens type	PMMA - Acrylic - either clear or frosted or coloured - guaranteed for 10 years in sunlight
Mounting	Surface mount or swivel with smiley bracket
LED type - white light R G B and white 3/4or5K	Ribbon -5W,10W or 15W per m 500, 1000 or 1500 lumens per m 15W or 30W or 45W per m
Supply voltage Dimmable	24V DC Yes with appropriate dimmer and DMX controllable
Wattage for LV - white light Wattage - RGB	Either 5W or 10W or 15w per m 15W per m
IP rating	IP 65 for Ribbon
Lengths	From 100mm to 5000mm and anything in between as long as the cutting increment is 100mm
Power supply	Cannot be fitted within – external power supply needed.

Lumen values are as measured at source - on the PCB - not exiting light fitting.  
Due to the fast pace of development - values are subject to change at any time  
and without notice.