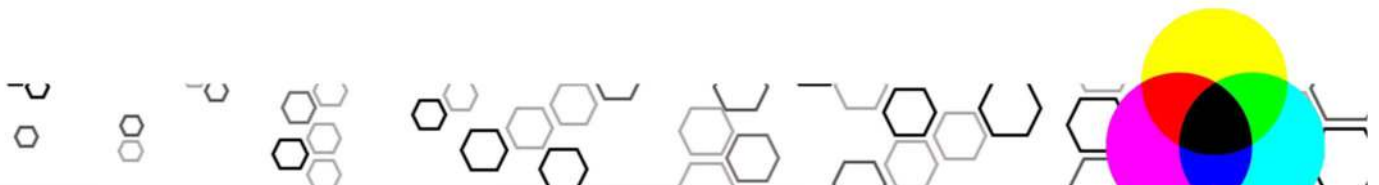
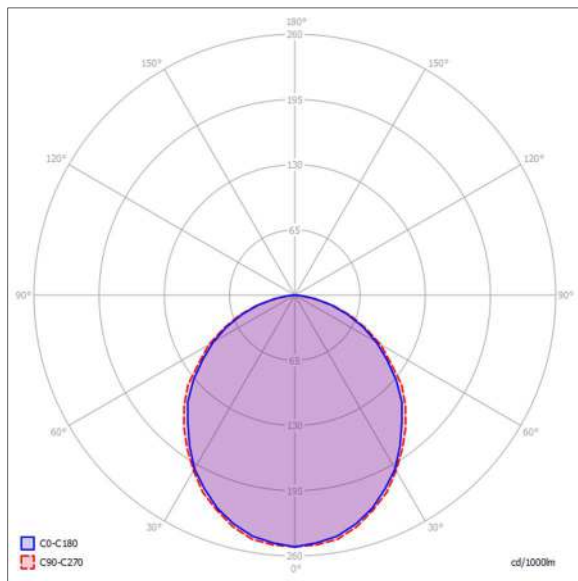


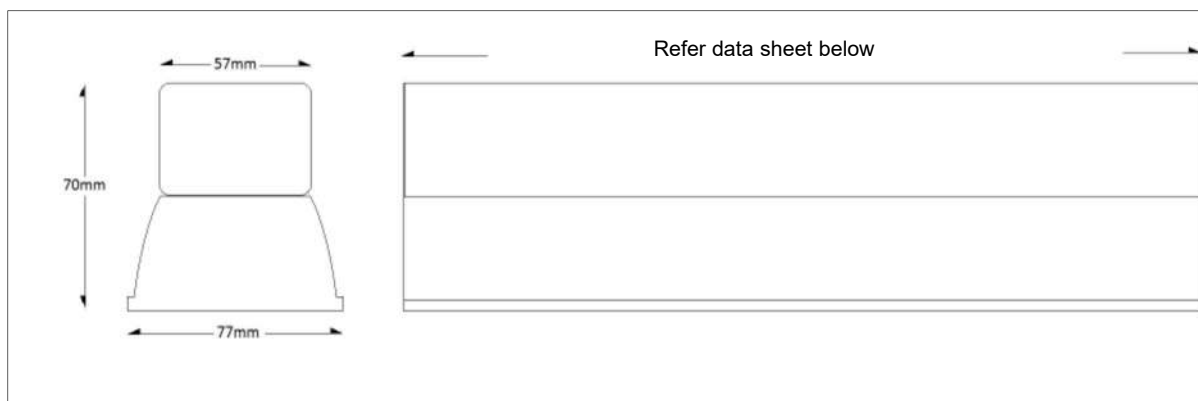


Linear Megaledbay





FACT FILE:



Body construction	ABS end caps/ anodised aluminium reflectors/powder coated or anodised aluminium gear channel.
Lens type	4mm Polycarbonate – toughened glass available on request
Supply voltage	230V AC 50HZ
Total circuit load and lumens.	90W – 15750 lumens at source (1000mm) 150W – 26400 lumens at source (1500mm) 300W – 52800 lumens at source (3000mm)
CRI and CCT	80 CRI minimum – 90 plus on request. 3000K and 4000K and 5000K available – there will be lower efficiencies when 90CRI or 3000K are selected (about 8%)
IP rating	IP 44
Control Type	Standard - no control, on or off I-10V control available DMX control available DALI control available KNX control available
Power factor	Better than 0,97

Lumen values are as measured at source – on the PCB – not exiting light fitting.
Due to the fast pace of development – values are subject to change at any time and without notice.